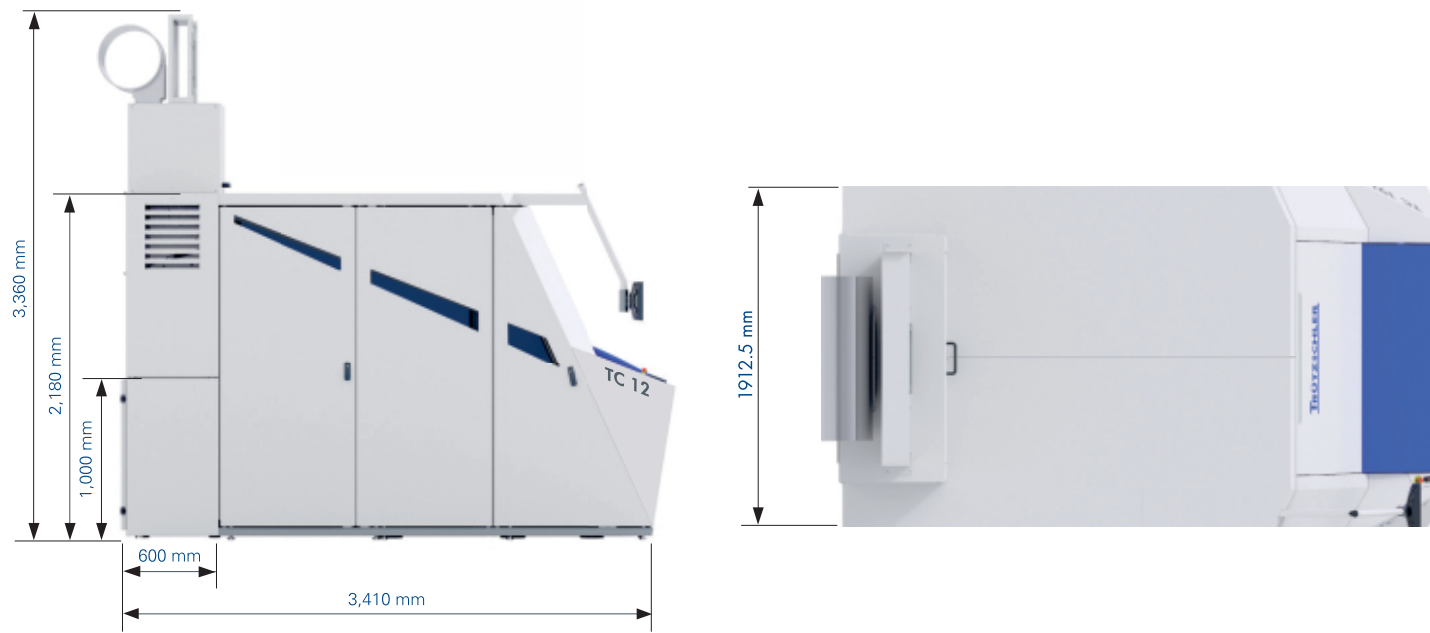


Equipments

Equipment and options	Universal	Fine Yarn Count	Synthetic/MMF	Recycling
Manual flat setting (range 40/1000") PFS	S	S	S	S
Standard settings optimizer T-CON	S	S	S	S
CLASSICTOP Flat Tops	S	S	S	S
Clothing management app "My Wires"	S	S	S	S
Ethernet connection	S	S	S	S
SMART TOUCH	S	S	S	S
T-LED remote display	S	S	S	S
WEBFEED system with 3 licker-ins	S	-	-	S
WEBFEED system with 1 licker-in	-	S	S	O
Saw tooth licker-in	S	S	S	S
Needle licker-in	O	-	O	-
Manmade Fibre Set	O	O	S	S
Recycling profiles and blades	-	-	-	S
Doffer suction hood	S	S	S	S
Linear can changer CCL, 1,000 mm cans	S	S	S	S
Monitored continuous central suction above/under floor	S	S	S	S
Tuft Feeder DIRECTFEED with moveable feed tray	S	S	S	S
Integral tray SENSOFEED+	S	S	S	S
Thick spot monitoring and metal detection in feeding	S	S	S	S
Tooth belt guided aluminium flat bars	S	S	S	S
Infinitely variable flat speed	S	S	S	S
Premium clothings made by Truetzschler Card Clothing TCC	S	S	S	S
Quality data monitoring	S	S	S	S
Spectrogram analysis	S	S	S	S
Quality and maintenance management	S	S	S	S
Pneumatic piecing aid	S	S	S	S
Electronic cylinder brake	S	S	S	S
Coordinated levelling systems, long-wave and short-wave	S	S	S	S
Central safety locking system	S	S	S	S
WASTECONTROL System With Motorised Precision	O	O	-	-
Blade Adjustment System				
MAGNOTOP system	O	O	O	O
Energy Measuring Device	O	O	O	O
Connection of spinning mill monitoring system	O	O	O	O
"My Mill" and production monitoring app "My Production"				
Can filling station T-MOVE 2 for 1,200 mm cans	O	O	O	O
Automatic can changer CCA for 600 mm cans	O	O	O	O
Integrated draw frame for round cans IDF 2	O	-	O	O
Infinitely variable speed control of main cylinder and WEBFEED TC-VSD	O	O	O	O
Flat Grinding Device TC-FG	O	O	O	O
Grinding device for main cylinder and doffer TC-GD	O	O	O	O
Clothing fitting and unwinding device TC-ME	O	O	O	O
Separate strips suction above or under floor	O	O	O	O

S : Standard
O : Optional

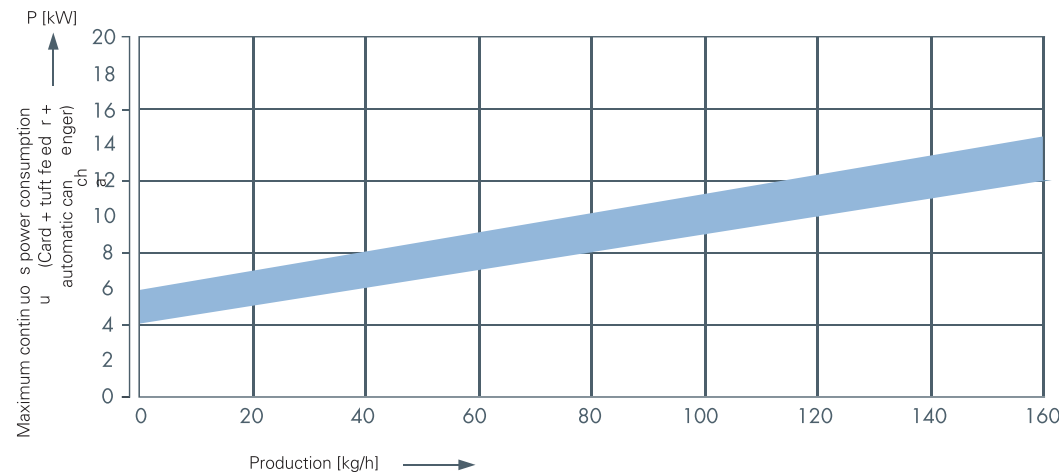
Technical data



TC 12

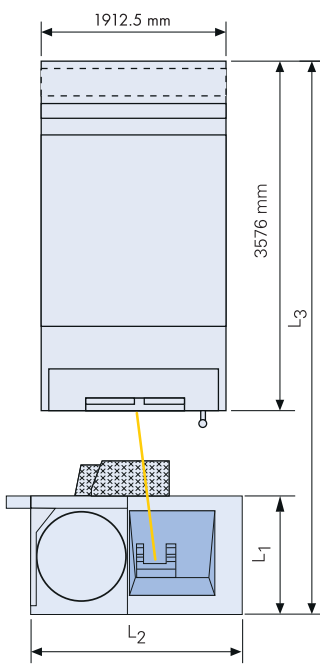
Floor load:	21000N/m2
Max. surface pressure per base plate:	47,4 N/cm2
Production:	max. 150 kg/h
Suction (continuous):	3700 m3/h +5% (-640Pa)
Net weight:	Approx. 4870 Kg incl.DFK
Sound pressure level:	67 dB(A) at 100 m/min 78 dB(A) at 500 m/min 73 dB(A) at 250 m/min
Compressed air consumption:	250 NL/h

Power consumption:



Apart from production output, the values for current consumption depend also on the various settings and the material.

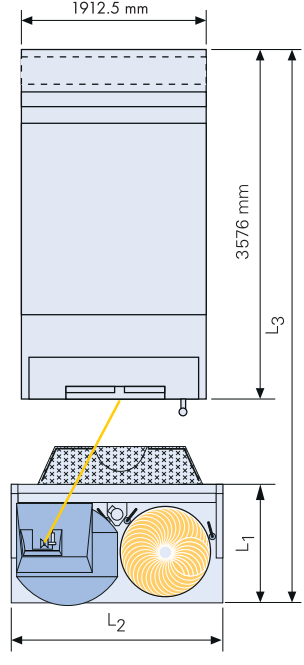
Linear can changer



CCL: Linear can changer

With the constant delivery speed up to 300 m/min the linear can changer CCL has high efficiency with no speed reduction and no quality loss. It is a space-saving variant for 1000 mm cans which fits even at minimal card centre distance. Here cans up to 1500 mm height can be used as well.

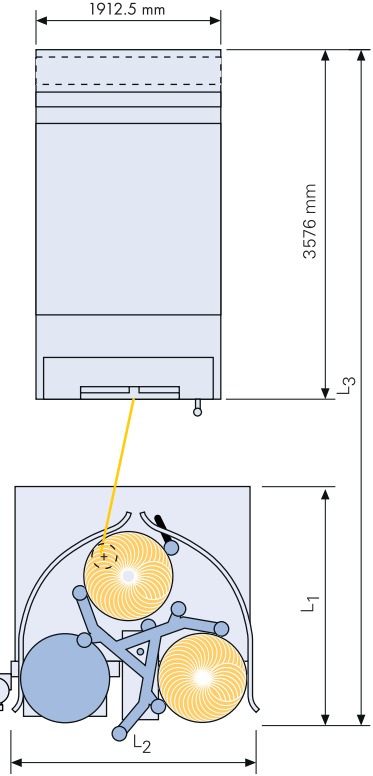
Can filling station



T-MOVE 2: Can filling station

With the moving head, T-MOVE 2 allows the sliver feed movable when the cans keep stationary without reducing the delivery speed of cards. The slivers are subject to less pressure due to the optimized T-MOVE 2 coiling geometry. T-MOVE 2 save space with 1200 mm cans in the smallest space.

Rotary can changer



CCA: Rotary can changer

The rotary can changer is available for cans with diameters of 600, 900 and 1000 mm. The can height can be up to max. 1500 mm. This type of changer is particularly suitable for automatic can transport. The positions for full and empty cans are exactly defined.

	∅ Cans mm	L1 ¹⁾ mm	L2 mm	L3 ²⁾ mm	Height (under floor) mm	Height (above floor) mm	Can height mm
CCL Linear Can Changer	900	1365	2340	5995	1714 – 2139	1794 – 2219	1075 1100 1200 1225 1300 1500
	1000						
T-MOVE 2 Can Filling Station	1000	1420	2400	6175	1540	1600	1200
	1200	1620	2800	6375			
CCA Rotary Can Changer	600	1715	1930	5455 – 6345	1345 – 1970	1435 – 2060	up to max. 1500
	1000	2350	2750	6090 – 6980			

¹⁾ Without can delivery ramps


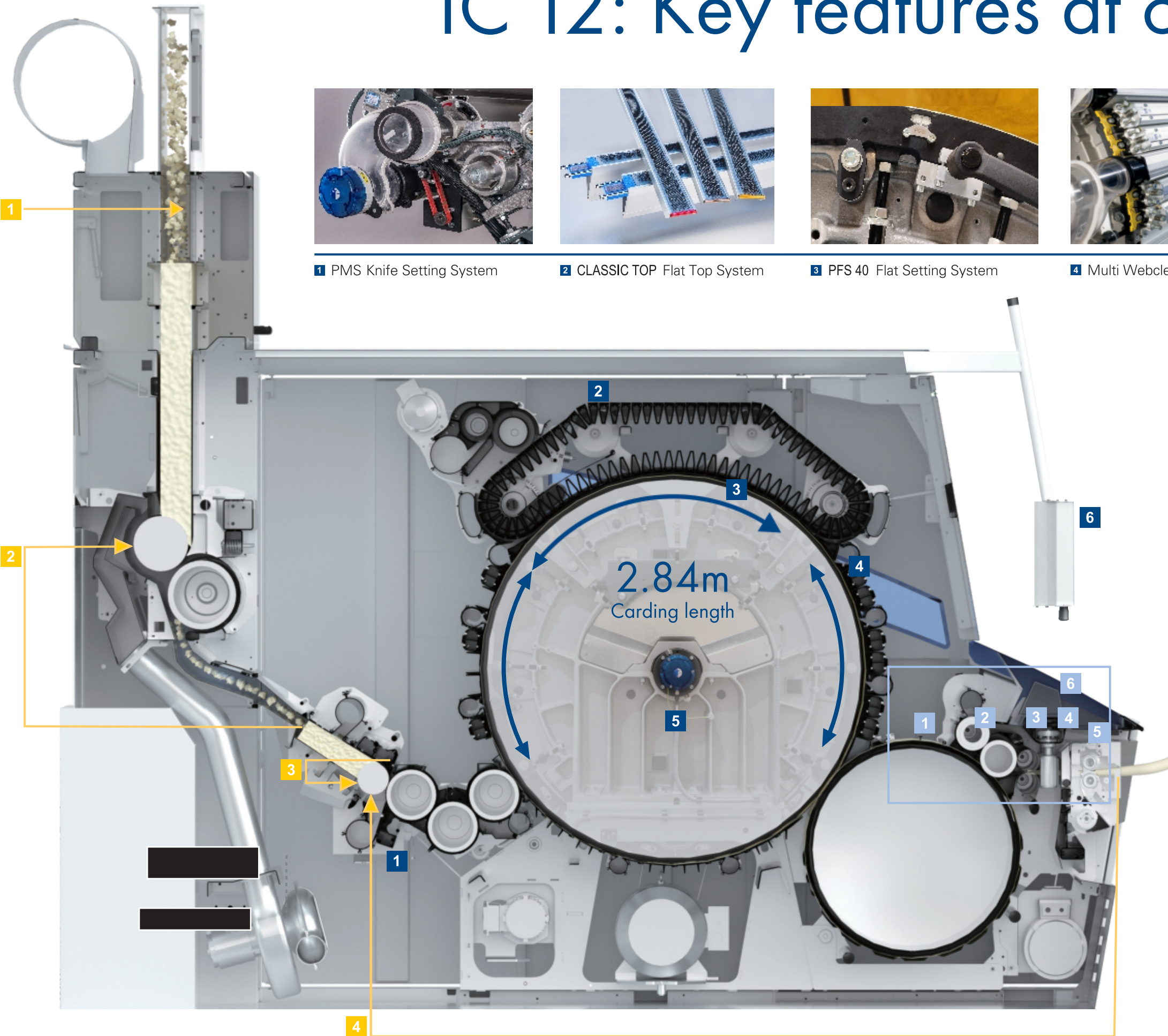
²⁾ Depending on width of service aisle between card and can changer (under floor)

TC 12


- ✓ High quality and productivity through higher precision carding gap device (PFS 40)
- ✓ Up to 2% savings of good fibers with WCT
- ✓ New web take off for high reliability at higher speeds and for processing short fibers
- ✓ Easy and intuitive operation through state-of-the-art SMART TOUCH and T-LED
- ✓ Solution for recycling applications: Effective, but gentle opening and cleaning through new WEBFEED design.
- ✓ Highest can capacity with T-MOVE 2: Up to 15 % more sliver content due to new filling function



TC 12: Key features at one glance



1 PMS Knife Setting System



2 CLASSIC TOP Flat Top System



3 PFS 40 Flat Setting System



4 Multi Webclean



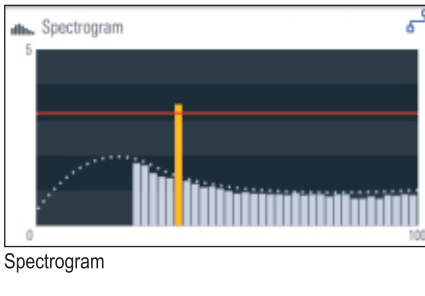
5 T-CON: Standard Setting Optimizer



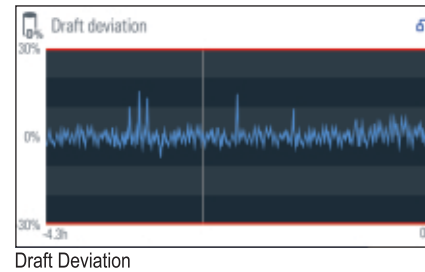
6 Computer Control With Touch Screen



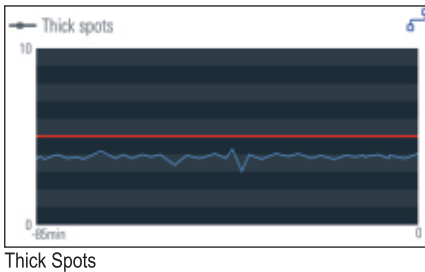
CV Data



Spectrogram



Draft Deviation



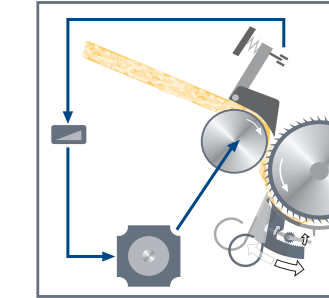
Thick Spots

New web doffing unit

- 1 Suction hood
- 2 Cleaning brush with synthetic bristles
- 3 Transversal belt system: SPEED BELT
- 4 Piecing device (semi-automatic)
- 5 Count control DISK MONITOR
- 6 Fully integrated and compact design

4 Levelling systems

- 1 Continuous card feeding levelling
- 2 Lower trunk feeding levelling
- 3 Short-wave levelling



4 Long-wave levelling



CCL (standard)




T-MOVE 2 (option)




CCA (option)

What is New in TC 12 compared with TC 10



PFS 40



Cleaning brush with synthetic bristles




TC-TS: Transversal belt system




Semi-automatic pneumatic piecing aid



TC-DM: Count control



CCL: Linear can changer for 1,000 mm



T-LED: More overview in the carding dept.



Clothing management app "My Wires"



T-MOVE 2: Can filling station for 1,000 mm and 1,200 mm cans (option)



WCT: WASTECONTROL (option)